

2021-2022

---

---

---

---

---

---

---

---

---

---

---

---

---

---

---

---

---


---

---

---


---

---











---

---

[Redacted]

[Redacted]

[Redacted]

[Redacted]

[Redacted]


[Redacted]

[Redacted]

[Redacted]

[Redacted]

[Redacted]






---

---

This image shows a vertical stack of 20 horizontal gray bars, each intended for a line of text. The bars are separated by small white gaps. At the top of the page, there are two thin black horizontal lines, and at the bottom, there is one thin black horizontal line, defining the boundaries of the writing area.

---


---



This image shows a vertical stack of 20 horizontal gray bars, each intended for a line of text. The bars are separated by small white gaps. At the top and bottom of the entire stack, there are thin black horizontal lines that act as a header and footer, respectively.


---

---



This image shows a vertical stack of 20 horizontal gray bars, each intended for a line of text. The bars are separated by small white gaps. At the top and bottom of the entire stack, there are thin black horizontal lines that act as a header and footer, respectively.

---




---

---

This image shows a vertical stack of 20 horizontal gray bars, each intended for a line of text. The bars are separated by small white gaps. The entire stack is bounded by two thin black horizontal lines, one at the top and one at the bottom.

---

---



This image shows a vertical stack of 20 horizontal gray bars, each intended for a line of text. The bars are separated by small white gaps. The entire stack is bounded by two thin black horizontal lines, one at the top and one at the bottom.





---

---

This image shows a vertical stack of 20 horizontal gray bars, each intended for a line of text. The bars are separated by small white gaps. The entire stack is bounded by two thin black horizontal lines, one at the top and one at the bottom.


---

---

This image shows a vertical stack of 20 horizontal gray bars, each intended for a line of text. The bars are separated by small white gaps. At the top and bottom of the entire stack, there are thin black horizontal lines that act as a header and footer, respectively.

---

---



This image shows a vertical stack of 20 horizontal gray bars, each intended for a line of text. The bars are separated by small white gaps. The entire stack is bounded by two thin black horizontal lines, one at the top and one at the bottom.

---

---

[Redacted]

[Redacted]


[Redacted]

[Redacted]

[Redacted]

---

---



This image shows a vertical stack of 20 horizontal gray bars, each intended for a line of text. The bars are separated by small white gaps. The entire stack is bounded by two thin black horizontal lines, one at the top and one at the bottom.


---

---

This image shows a vertical stack of 20 horizontal gray bars, each representing a line of text. The bars are arranged in a column, with a thin black horizontal line at the top and another at the bottom. The bars are evenly spaced and fill the central portion of the page.

---

---



This image shows a vertical stack of 20 horizontal gray bars, each representing a line of text. The bars are separated by small gaps and are flanked by two thin black lines, one at the top and one at the bottom, which serve as margins. The bars are uniform in height and width, and their content is completely obscured by the gray fill.

---

---


This image shows a vertical stack of 20 horizontal gray bars, each intended for a line of text. The bars are separated by small white gaps. At the top of the page, there are two thin black horizontal lines, and at the bottom, there is one thin black horizontal line, defining the boundaries of the writing area.




---


---

This image shows a vertical stack of 20 horizontal gray bars, each intended for a line of text. The bars are separated by small white gaps. At the top of the page, there are two thin black horizontal lines, and at the bottom, there is one thin black horizontal line, defining the boundaries of the writing area.










---

---



This image shows a vertical stack of 20 horizontal gray bars, each intended for a line of text. The bars are separated by small white gaps. At the top and bottom of the entire stack, there are thin black horizontal lines that act as a header and footer, respectively.

---